



REF.

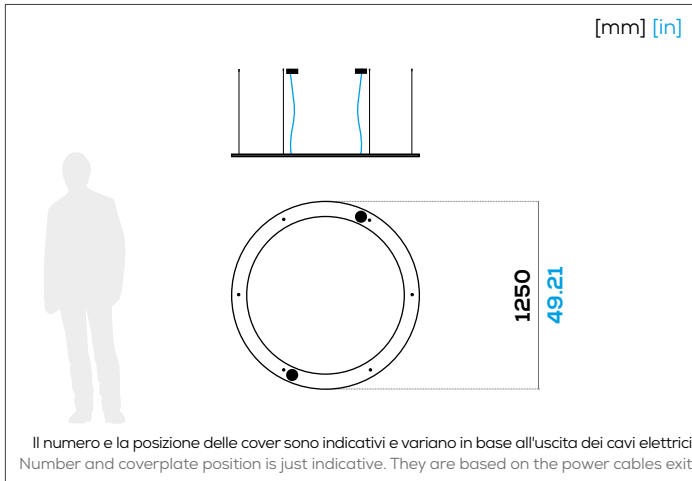
Per ogni voce selezionare l'opzione scelta  
For each item select the chosen option

1

# .ECLIPSE 100 SUSPENDED

FOLIO®

	product type	sizes	LED position	CCT	al finish	op finish	fixing	cables length	warranty	dimmm.	LED type	IP Rating	Indirect Light	Spot. Mate	fabric
Q.ty		01 125													



W 100 W 3.93  
 ø 1250 mm ø 49.21 in

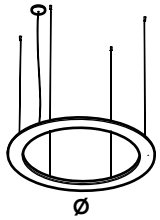
Altre dimensioni disponibili.  
Custom size available.

## CERTIFICATIONS

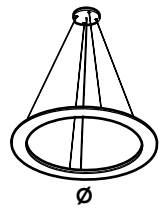


## APPLICATIONS

Standard a sospensione  
Suspended standard



Speciale a sospensione  
Suspended special



Il numero e la posizione dei cavi di sospensione e delle cover nel disegno sono indicativi.

The number and the position of the suspension cables and coverplates in the drawing are indicative.

## TECHNICAL DESCRIPTION

ECLIPSE è la serie di prodotti Folio a geometria circolare con diametri definiti tra 1000 mm e 2000 mm e larghezza tra 100 mm e 200mm. Omogeneità luminosa garantita dal diffusore opale con spessore 10 mm e dalla lastra interna in metacrilato incisa a laser con tecnologia edge lighting. Protezione esterna con scocca in alluminio per favorire la rigidità e la dissipazione del calore. LED Nichia ad alta efficienza energetica, dimmerabili 0-10 V, DALI, DMX o Casambi. Disponibile nelle versioni con alimentatore remoto o con alimentatore integrato.

ECLIPSE is the series of Folio products of circular form with defined diameters between 1000 mm and 2000 mm and widths between 100 mm and 200mm. Homogeneous luminosity is guaranteed by the opal diffuser with a thickness of 10 mm. The internal methacrylate plate is laser engraved with lighting edge technology. The external protection made of an aluminum shell favours rigidity and heat dissipation. The Nichia LEDs with high energy efficiency, are dimmable 0-10 V, DALI, DMX or Casambi. Available either with remote or integrated power supply.





REF.

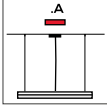
Per ogni voce selezionare l'opzione scelta  
For each item select the chosen option

2

# .ECLIPSE 100 SUSPENDED

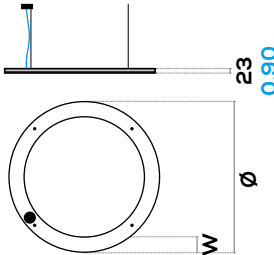
FOLIO®

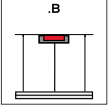
product type	sizes	LED position	CCT	al finish	op finish	fixing	cables length	warranty	dimmm.	LED type	IP Rating	Indirect Light	Spot. Mate	fabric
Q.ty	01 125													



**OPTION .A**  
versione **alimentazione remota**  
remote power supply version

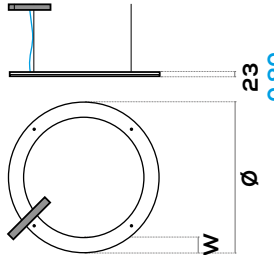
Il numero e la posizione dei cavi di sospensione e delle cover nel disegno sono indicativi.  
The number and the position of the suspension cables and coverplates in the drawing are indicative.





**OPTION .B**  
versione **alimentazione integrata**  
integrated power supply version

Il numero e la posizione dei cavi di sospensione e delle cover nel disegno sono indicativi.  
The number and the position of the suspension cables and coverplates in the drawing are indicative.



QUANTITÀ  
QUANTITIESW 100  
ø 1250 mmW 3.93  
ø 49.21 in

## PHYSICAL SPECS.

Tipologia di prodotto:  
Product type:

- E.A** Versione con **alimentazione remota**  
(alimentatore non incluso)  
**Remote power supply** version  
(power supply not included)
- E.B** Versione con **alimentazione integrata**  
(alimentatore non incluso)  
**Integrated power supply** version  
(power supply not included)

Spessore:  
Thickness:23 mm  
0.90 inPeso:  
Weight:15 kg  
33 lbMateriali:  
Materials:Alluminio - Metacrilato  
Aluminum - MethacrylateDimensioni:  
Sizes:

**W** 100 mm  
3.93 in

**Ø** 1250 mm  
49.21 in

Cavi di sospensione:  
Suspension cables:

6

Lunghezza cavi sosp.:  
Cable susp. length:

- 3** Standard: 3000 mm  
Standard: 118.11 in
- 5** 5000 mm (su richiesta)  
196.86 in (on request)

Cover cavo alimentazione:  
Power cable coverplate:Tonda  
Round

## GENERAL SPECS.

Installazione:  
Fixing:

- S** Standard a sospensione  
Suspended standard

Ambiente di utilizzo:  
Environment of use:

- U** Speciale a sospensione  
Suspended special  
Interno  
Indoor

Durata LED:  
LED lifespan:Blue light risk group:  
Blue light risk group:

- L90 > 60.000 ore a 50° Celsius  
L90 > 60.000 hours at 50° Celsius
- EXEMPT UNLIMITED (200 mm)  
EXEMPT UNLIMITED (7.87 in)

Garanzia:  
Warranty:

- 2Y** 2 anni  
2 years
- 5Y** Su richiesta estensione fino a 5 anni  
On request extension up to 5 years

## FINISHES

Finiture alluminio:  
Aluminum finishes:

- W** bianco  
white
- B** nero  
black
- S** speciale (verniciatura o ossidazione)  
special (liquid painting or oxidation)

Finiture opale:  
Opal finishes:

- M** opaco  
matte
- G** lucido  
gloss
- OM** opale fresato  
opal milling
- OS** opale inciso laser  
opal sculpture
- OP** opale + stampa  
opal + print
- OA** opale + stampa lucida (Folio Art)  
opal + glossy print (Folio Art)



# .ECLIPSE 100 SUSPENDED



Q.ty	product type	sizes	LED position	CCT	al finish	op finish	fixing	cables length	warranty	dimm.	LED type	IP Rating	Indirect Light	Spot. Mate	fabric
		01 125													

## ELECTRICAL SPECS.

Vtaggio:

Voltage:

Driver - alimentatore:

Driver - power supply:

Dimmerabilità:

Dimmability:

24V DC

AC/DC 24V

 **O10** 0-10 V **DA** DALI **DM** DMX **CA** Casambi

## LED

Tipologia LED:

LED type:

 **N** **NICHIA 757 R9050** **O** *Nichia Optisolis™ (su richiesta)*  
*Nichia Optisolis™ (on request)* **V** *Nichia Vitasolis™ (su richiesta)*  
*Nichia Vitasolis™ (on request)*

Posizione LED:

LED position:

 **P1** Perimetro esterno  
External perimeter **P2** Perimetro esterno ed interno  
External and internal perimeters

Consumo:

Consumption:

**P1** 98 W**P2** 180 W

Flusso luminoso output:

Luminous flux output:

**P1** 2420 lm**P2** 4400 lm

Indice di resa cromatica:

Color rendering index:

**N** Standard:  
CRI = Ra min. 90 - R9 min. 50**O** *Su richiesta Ra = 100*  
*(Nichia Optisolis™)*  
*On request Ra = 100*  
*(Nichia Optisolis™)*

Grado di protezione:

IP rating:

 **40** Standard: **IP40** **65** *IP65 (su richiesta)**IP65 (on request)* **DL** *Damp Location (su richiesta)**Damp Location (on request)*

Temperatura colore LED:

LED color temp. (CCT):

 **27**  2700 K **30**  3000 K **35**  3500 K **40**  4000 K **57**  5700 K **TW**  Tunable White (2700 K - 5700 K) **RQ** *Su richiesta 2000K, 2200K, 2500K,*  
*5000K, 6500K, RGB, RGBW and*  
*RGBTW**On request 2000K, 2200K, 2500K,*  
*5000K, 6500K, RGB, RGBW and*  
*RGBTW*

## UGR

Indici di riflessione:

Reflectance indexes:

X = 4H, Y = 8H, S = 0,25H

70/ 50/ 20

UGR trasversale:

UGR crosswise:

&lt; 19

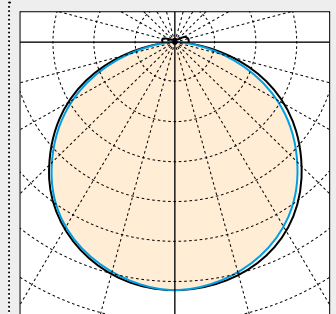
UGR longitudinale:

UGR endwise:

&lt; 19

## POLAR DIAGRAM

[cd/klm]



C180 C270 C0 C90



REF.

Per ogni voce selezionare l'opzione scelta  
For each item select the chosen option

4

# .ECLIPSE 100 SUSPENDED

FOLIO®

Q.ty	product type	sizes	LED position	CCT	al finish	op finish	fixing	cables length	warranty	dimmm.	LED type	IP Rating	Indirect Light	Spot. Mate	fabric
		01 125													

## LIGHTING ACCESSORIES

Folio Indirect Light:



- FOLIO BASE**
- 27 2700 K
- 30 3000K
- 35 3500K
- 40 4000K
- 57 5700K
- RQ *Su richiesta 2000K, 2200K, 2500K, 6500K, RGB and RGBW*  
*On request 2000K, 2200K, 2500K, 6500K, RGB and RGBW*

- FOLIO LINEAR**
- TINY TINY
- TY45 TINY 45
- STK STOCKY

- 30 3000K
- 40 4000K
- 57 5700K
- TW Tunable White (2700 K - 5700 K)
- R RGB
- RQ *Su richiesta 2000K, 2200K, 2500K, 2700K, 3500K and 6500K*  
*On request 2000K, 2200K, 2500K, 2700K, 3500K and 6500K*

Tessuto fonoassorbente:  
Sound-absorbing fabric:

- SA Colori su richiesta  
Colors on request

Folio Spot.Mate®:



- DQ Domino Quad Qty.
- DL Domino Linear Qty.
- 26.t Pico 26.t Qty.
- 26.a Pico 26.a Qty.
- 40.t Micro 40.t Qty.
- 40.a Micro 40.a Qty.
- 62.a Mini 62.a Qty.
- 77.a Midi 77.a Qty.

## KEY TO SYMBOLS

Folio Indirect Light:



Folio Spot.Mate®:

